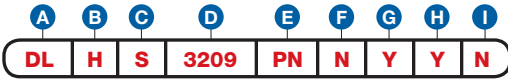


Item Number

To determine your item number enter the **RED** option code for each section as in the example below.



A Lock Style

DL Drawer/Door Lock

B Core Type

M Medeco® Biaxial
H Medeco® Biaxial m³
R Medeco® Biaxial Removable Core
G Medeco® Biaxial m³ Removable Core

C Housing Length

S* 13/16"
M* 1-1/16"
L 1-3/16"

D Bolt Type

STRAIGHT BOLT

2001 1-1/16"
2002 1-11/16"
2003 2-5/16"
2004 3-1/8"

3/8" OFFSET BOLT

2205 1-5/8"

DIECAST SPRING BOLT

3209 1-5/16" Std.

INVERTED SLIDING SPRING BOLT

3410 1-5/16" Left
3411 1-5/16" Right

E Plating Finish

PN Polished Nickel w/Satin Chrome Core
PB Polished Brass
SB Satin Brass
BL Matte Black
ST Statuary Bronze
CF Custom Finish

F Key Retaining

*Option available only on Straight Bolt and 3/8" Offset Bolt models.

N* No
Y* Yes

G Keyed Different

N No
Y Yes

H Stamp Lock

N No
Y Yes

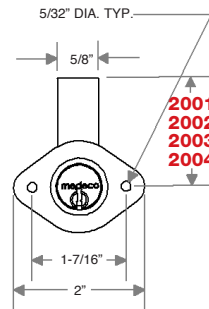
I Master Keyed

N No
Y Yes
G Grand Master

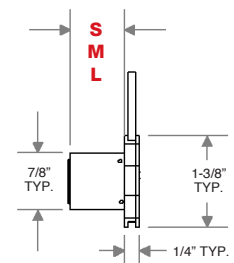


"Throw" (distance bolt travels from the locked to unlocked position) is 5/16".
 All dimensions shown are in the locked position.

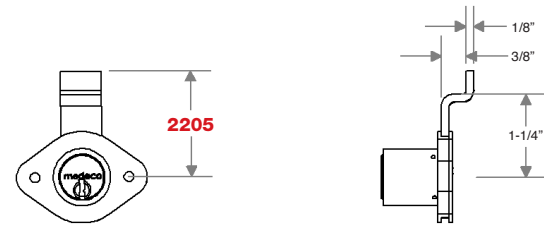
D STRAIGHT BOLT



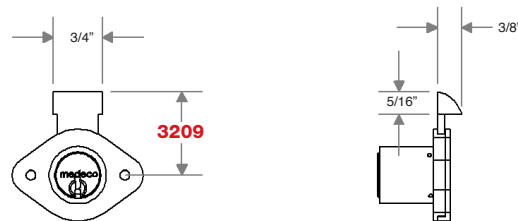
C HOUSING LENGTH



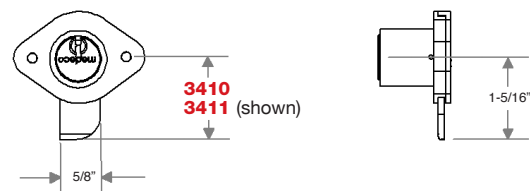
D 3/8\"/>



D DIECAST SPRING BOLT (3/16\"/>



D INVERTED SLIDING SPRING BOLT



*Not available in Removable Core.