

Item Number

To determine your item number enter the **RED** option code for each section as in the example below.



A Lock Style

DL Drawer/Door Lock

B Core Type

S ASSA® Desmo
J ASSA® Desmo Removable Core

C Housing Length

M* 15/16"
L 1-7/16"

D Bolt Type

STRAIGHT BOLT

2001 1-1/8"
2002 1-3/4"
2003 2-3/8"
2004 3-3/16"

3/8" OFFSET BOLT

2205 1-11/16"

DIECAST SPRING BOLT

3209 1-3/8" Std.

SLIDING SPRING BOLT

3410 1-3/8" Left
3411 1-3/8" Right

E Plating Finish

Extended lead-time and plating lot charges may apply to Special and Custom finishes.

Special Finish	PC	Polished Chrome
	SC	Satin Chrome
	PB	Polished Brass
	BL	Black
	CF	Custom Finish

F Key Retaining

*Option available only on Spring Bolt models.

N* No
Y Yes

G Keyed Different

N No
Y Yes

H Stamp Lock

N No
Y Yes

I Master Keyed

N No
Y* Yes

*For Master Keyed Core Type S locks, the Head Thickness is 5/8".

*Not available in Removable Core.

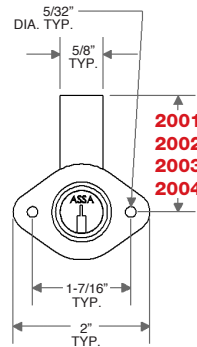


Pat. Pending

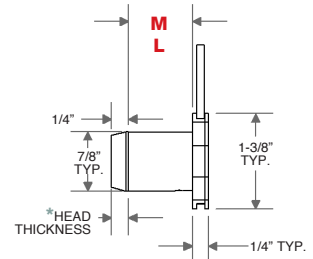
"Throw" (distance bolt travels from the locked to unlocked position) is 7/16".

All dimensions shown are in the locked position.

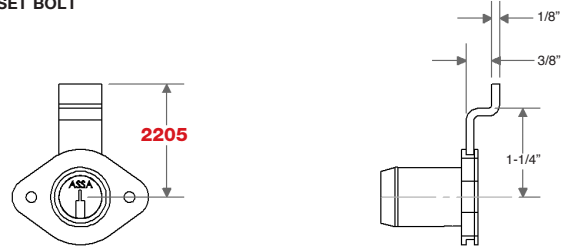
D STRAIGHT BOLT




C HOUSING LENGTH



D 3/8" OFFSET BOLT



D DIECAST SPRING BOLT (3/16" bolt engagement recommended)



D SLIDING SPRING BOLT

