

Item Number

To determine your item number enter the **RED** option code for each section as in the example below.

A	B	C	D	E	F	G	H	I	J
COR	I	S7	F	SC	N	N	F	N	N

A Lock Style

COR Interchangeable Core

B Core Type

I I.C. Core

C Core Type/Number of Pins**STANDARD CORE**

S6 6 pins

S7 7 pins

ALPHA CORE (USED AS A PLUNGER)

50A7 7 pins (Patented)

50B7 7 pins

D Keyway

8* Secure
F Standard

L
D
E
A
G
J
B
O Other

E Plating Finish

Extended lead-time and plating lot charges may apply to Special and Custom finishes.

Special Finish	SC	Satin Chrome
	PB	Polished Brass
	SB	Satin Brass
	BL	Matte Black
	CF	Custom Finish

F Key Retaining

Key retaining option is not applicable to **Standard** Core model. (Lock should be ordered as Key Retaining.)

N No
Y Yes

G Keyed Different

N No
Y Yes

H Stamp Core

F Face
S Side

I Master Keyed

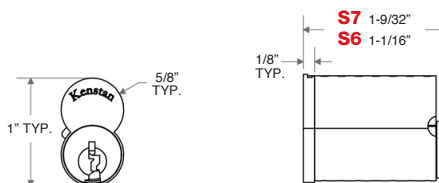
N No
Y Yes
G Grand Master
GA Great Grand Master
GB Great Great Grand Master

J Extended

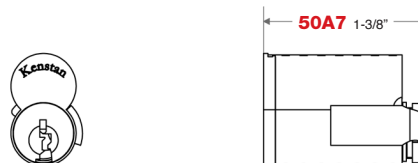
N No
1 1/2" Extension



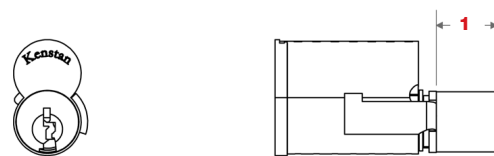
Small format Interchangeable Core

C STANDARD CORE S6 AND S7

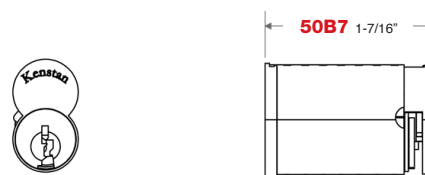
For use with CLI, DLI, GLI, PLI40 and RLI housings.

C ALPHA CORE 50A7 (Key Retaining model shown)

For use with PLI50G1, M1, and W1 housings only.

C ALPHA EXTENDED CORE 50A7 (Non-key Retaining model shown)

For use with PLI50G1, M1, and W1 housings only.

C ALPHA EXTENDED CORE 50B7 (Non-key Retaining model shown)

For use with PLI50G2, M2, W2 and PLI47 housings only.

*Keys are not included with Cores.
See page I15 to order or view cores.

*Restricted codes are available upon request. (Signature Req.)