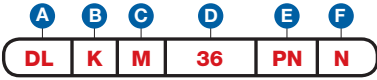


**Item Number**

To determine your item number enter the **RED** option code for each section as in the example below.



**A Lock Style**

**DL** Drawer/Door Lock

**B Core Type**

**K** Keymatic

**C Housing Length**

**S** 13/16"  
**M** 1-1/16"  
**L** 1-3/16"

**D Bolt Type**

**SNAP BOLT**  
**36** 3/4"

**E Plating Finish**


Extended lead-time and plating lot charges **may** apply to Special and Custom finishes.

Special Finish	<b>PN</b>	Polished Nickel
	<b>SN</b>	Satin Nickel
	<b>PB</b>	Polished Brass
	<b>SB</b>	Satin Brass
	<b>BL</b>	Matte Black
	<b>ST</b>	Statuary Bronze
	<b>CF</b>	Custom Finish

**F Key Retaining**

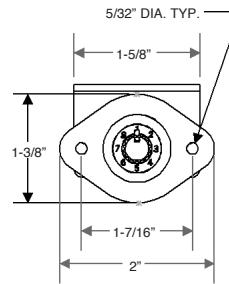
**N** No

**Note:** Keys are not included with this lock. See page K14 to order keys.

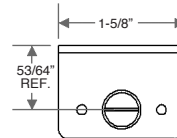


All dimensions shown are in the locked position.

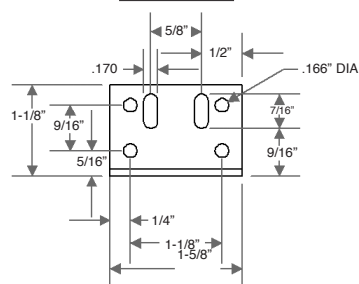
**D SNAP BOLT**



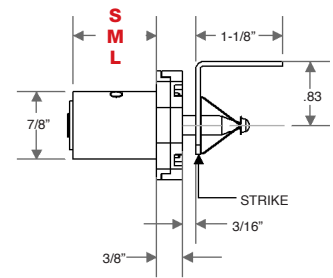
STRIKE FRONT VIEW



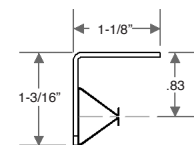
STRIKE TOP VIEW



**C HOUSING LENGTH**



STRIKE SIDE VIEW



**ISOMETRIC VIEW**

