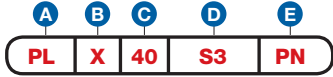




**Item Number**

To determine your item number enter the **RED** option code for each section as in the example below.



**A Lock Style**

**PL** Plunger Lock

**B Core Type**

**X** Knob  
*New* **C** Coin

**C Housing Style**

**40** Oval Flange

**D Plunger Type/Length**

**S SERIES**

**S1** 3/8"  
**S2** 7/16"  
**S3** 5/8"

**T SERIES**

**T1** 1/4"  
**T3** 9/16"

**ROUND SERIES**

**R1** 3/8"  
**R2** 7/16"  
**R3** 5/8"

**ROUND EXTENDED SERIES**

**R4** 1-3/16"  
**R5** 1-5/16"  
**R6** 1-11/16"  
**R7** 2-7/16"

**E Plating Finish**

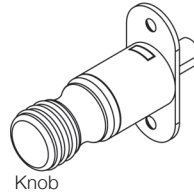
Extended lead-time and plating lot charges may apply to Special and Custom finishes.

Special Finish	{	<b>PN</b> Polished Nickel
		<b>SN</b> Satin Nickel
		<b>PB</b> Polished Brass
		<b>SB</b> Satin Brass
		<b>BL</b> Matte Black
		<b>ST</b> Statuary Bronze
		<b>CF</b> Custom Finish

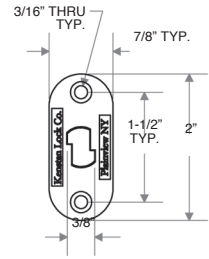
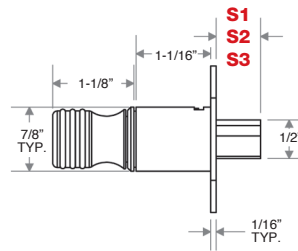


All dimensions shown are in the locked position.

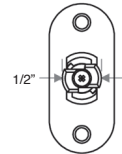
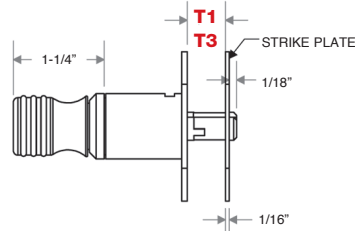
**B CORE TYPE**



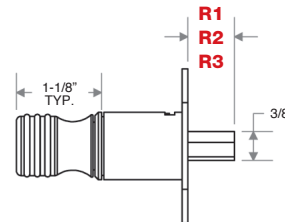
**D S SERIES**



**D T SERIES**



**D ROUND SERIES**



**D ROUND EXTENDED SERIES (Plunger travels 5/8")**

