

## Data Sheet

### Item Number

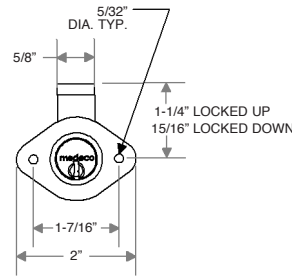
To determine your item number choose the **RED** option code from each section below.

<b>A</b>	<b>Lock Style</b>	<b>GL</b> Gang Lock														
<b>B</b>	<b>Core Type</b>	<b>M</b> Medeco® Biaxial <b>H</b> Medeco® Biaxial m <sup>3</sup> <b>R</b> Medeco® Biaxial Removable Core <b>G</b> Medeco® Biaxial m <sup>3</sup> Removable Core														
<b>C</b>	<b>Housing Length</b>	<b>S*</b> 13/16" <b>M*</b> 1-1/16" <b>L</b> 1-3/16"														
<b>D</b>	<b>Mount Style/Bar Length</b>	<table border="0"> <tr> <td rowspan="6" style="vertical-align: middle;">Notch for Pin must be on Bottom of Drawer</td> <td><b>FRONT MOUNT LOCKED UP</b></td> <td><b>2424</b> 24" <b>2436</b> 36" <b>2448</b> 48" <b>24CL</b> Custom <b>24NO</b> No Bar</td> </tr> <tr> <td><b>SIDE MOUNT LOCKED UP</b></td> <td><b>2624</b> 24" <b>2636</b> 36" <b>2648</b> 48" <b>26CL</b> Custom</td> </tr> <tr> <td><b>FRONT MOUNT LOCKED DOWN</b></td> <td><b>2824</b> 24" <b>2836</b> 36" <b>2848</b> 48" <b>28CL</b> Custom <b>28NO</b> No Bar</td> </tr> <tr> <td><b>SIDE MOUNT LOCKED DOWN</b></td> <td><b>3024</b> 24" <b>3036</b> 36" <b>3048</b> 48" <b>30CL</b> Custom</td> </tr> <tr> <td rowspan="2" style="vertical-align: middle;">Notch for Pin must be on Top of Drawer</td> <td></td> <td></td> </tr> <tr> <td></td> <td></td> </tr> </table>	Notch for Pin must be on Bottom of Drawer	<b>FRONT MOUNT LOCKED UP</b>	<b>2424</b> 24" <b>2436</b> 36" <b>2448</b> 48" <b>24CL</b> Custom <b>24NO</b> No Bar	<b>SIDE MOUNT LOCKED UP</b>	<b>2624</b> 24" <b>2636</b> 36" <b>2648</b> 48" <b>26CL</b> Custom	<b>FRONT MOUNT LOCKED DOWN</b>	<b>2824</b> 24" <b>2836</b> 36" <b>2848</b> 48" <b>28CL</b> Custom <b>28NO</b> No Bar	<b>SIDE MOUNT LOCKED DOWN</b>	<b>3024</b> 24" <b>3036</b> 36" <b>3048</b> 48" <b>30CL</b> Custom	Notch for Pin must be on Top of Drawer				
Notch for Pin must be on Bottom of Drawer	<b>FRONT MOUNT LOCKED UP</b>	<b>2424</b> 24" <b>2436</b> 36" <b>2448</b> 48" <b>24CL</b> Custom <b>24NO</b> No Bar														
	<b>SIDE MOUNT LOCKED UP</b>	<b>2624</b> 24" <b>2636</b> 36" <b>2648</b> 48" <b>26CL</b> Custom														
	<b>FRONT MOUNT LOCKED DOWN</b>	<b>2824</b> 24" <b>2836</b> 36" <b>2848</b> 48" <b>28CL</b> Custom <b>28NO</b> No Bar														
	<b>SIDE MOUNT LOCKED DOWN</b>	<b>3024</b> 24" <b>3036</b> 36" <b>3048</b> 48" <b>30CL</b> Custom														
	Notch for Pin must be on Top of Drawer															
<b>E</b>	<b>Plating Finish</b>	<b>PN</b> Polished Nickel w/Satin Chrome Core <b>PB</b> Polished Brass <b>SB</b> Satin Brass <b>BL</b> Matte Black <b>ST</b> Statuary Bronze <b>CF</b> Custom Finish														
<b>F</b>	<b>Key Retaining</b>	<b>N*</b> No <b>Y</b> Yes														
<b>G</b>	<b>Keyed Different</b>	<b>N</b> No <b>Y</b> Yes														
<b>H</b>	<b>Stamp Lock</b>	<b>N</b> No <b>Y</b> Yes														
<b>I</b>	<b>Master Keyed</b>	<b>N</b> No <b>Y</b> Yes <b>G</b> Grand Master														

\*Not available in Removable Core.

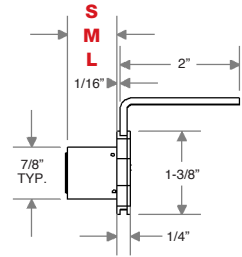
Throw (distance bolt travels from the locked to unlocked position) is 5/16".

#### FRONT MOUNT – FRONT VIEW

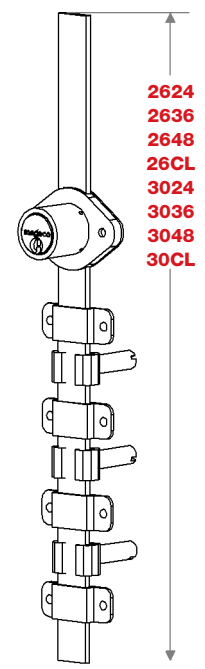
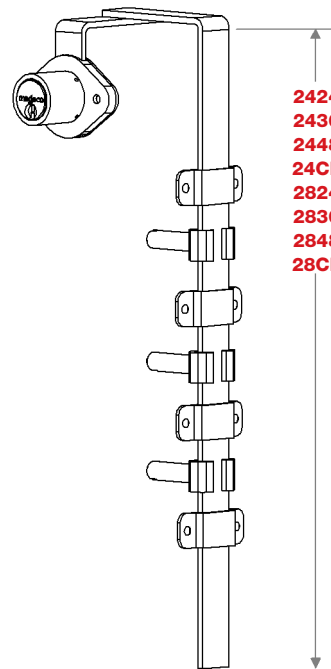


FRONT MOUNT (Shown with a Gang 3C Kit)

#### FRONT MOUNT – SIDE VIEW



SIDE MOUNT (Shown with a Gang 3C Kit)



### Gang Lock Packages

To determine your item number enter the **RED** option code for each section as in the example below.



**GANG 3C** A kit with three adjustable stops, three 1-1/8" pins, three lock washers, and four closed bar guides.

<b>A</b>	<b>Package</b>	<b>GANG</b>	
<b>B</b>	<b>Number of Drawers</b>	<b>2</b> <b>3</b> <b>4</b>	<b>Price</b> \$ 6.86 9.93 13.76
<b>C</b>	<b>Pin Length</b>	<b>A</b> 5/8" <b>B</b> 3/4" <b>C</b> 1-1/8" <b>D</b> 1-7/8"	

