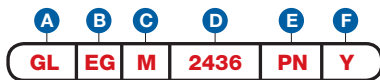


Price List and Data Sheet

Item Number

To determine your item number enter the **RED** option code for each section as in the example below.



A Lock Style

GL Gang Lock

B Core Type

EG Electronic Medeco® XT

C Housing Length

M 1-1/4"

D Mount Style/Bar Length

FRONT MOUNT LOCKED UP

Notch for Pin must be on Bottom of Drawer

2424 24"
2436 36"
2448 48"
24CL Custom
24NO No Bar

SIDE MOUNT LOCKED UP

2624 24"
2636 36"
2648 48"
26CL Custom

FRONT MOUNT LOCKED DOWN

Notch for Pin must be on Top of Drawer

2824 24"
2836 36"
2848 48"
28CL Custom
28NO No Bar

SIDE MOUNT LOCKED DOWN

3024 24"
3036 36"
3048 48"
30CL Custom

E Plating Finish

Extended lead-time and plating lot charges **may** apply to Special and Custom finishes.

Special Finish

PN Polished Nickel
SN Satin Nickel
PB Polished Brass
SB Satin Brass
BL Matte Black
ST Statuary Bronze
CF Custom Finish

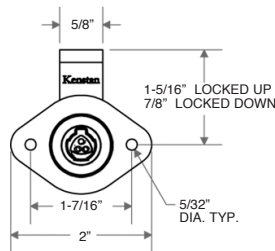
F Key Retaining

Y Yes

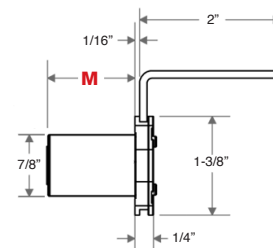
Note: Keys are not included with this lock. See page EG 9 to order keys.

Throw (distance bolt travels from the locked to unlocked position) is 7/16".

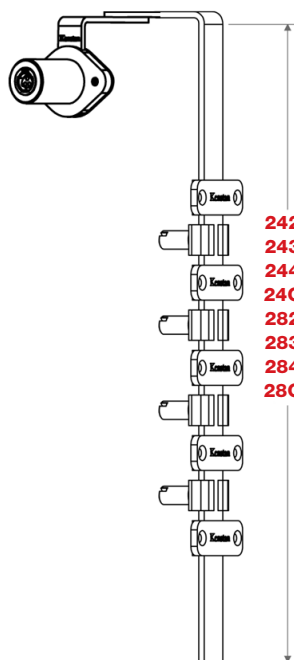
FRONT MOUNT - FRONT VIEW



FRONT MOUNT - SIDE VIEW

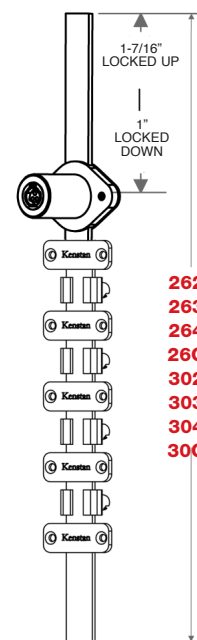


FRONT MOUNT (Shown with a Gang 3C Kit)



2424
2436
2448
24CL
2824
2836
2848
28CL

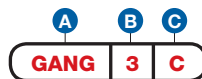
SIDE MOUNT (Shown with a Gang 3C Kit)



2624
2636
2648
26CL
3024
3036
3048
30CL

Gang Lock Packages

To determine your item number enter the **RED** option code for each section as in the example below.



GANG 3 C A kit with three adjustable stops, three 1-1/8" pins, three lock washers, and four closed bar guides.

A Package

GANG

B Number of Drawers

2
3
4

C Pin Length

A 5/8"
B 3/4"
C 1-1/8"
D 1-7/8"

