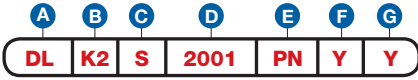


**Item Number**

To determine your item number enter the **RED** option code for each section as in the example below.



**A Lock Style**

**DL** Drawer/Door Lock

**B Core Type**

**K2** K<sup>2</sup> Keymatic Pull

**C Housing Length**

**S** 13/16"  
**M** 1-1/16"  
**L** 1-3/16"

**D Bolt Type**

**STRAIGHT BOLT**  
**2001** 1-1/16"  
**2002** 1-11/16"  
**2003** 2-5/16"  
**2004** 3-1/8"

**3/8" OFFSET BOLT**  
**2205** 1-5/8"

**DIECAST SPRING BOLT**  
**3209** 1-5/16" Std.

**INVERTED SLIDING SPRING BOLT**  
**3410** 1-5/16" Left  
**3411** 1-5/16" Right

**E Plating Finish**

Extended lead-time and plating lot charges may apply to Special and Custom finishes.

Special Finish	<b>PN</b>	Polished Nickel
	<b>SN</b>	Satin Nickel
	<b>PB</b>	Polished Brass
	<b>SB</b>	Satin Brass
	<b>BL</b>	Matte Black
	<b>ST</b>	Statuary Bronze
	<b>CF</b>	Custom Finish

**F Key Retaining**

\* Note: This option will eliminate the KEYPULL feature on Straight and 3/8" Offset Bolt models.

**N\*** No  
**Y** Yes

**G Insert Core**

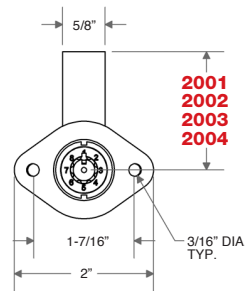
**Y** Yes  
**N** Pack Core Separately  
**ND** Ship Core to Different Location

**Note:** Keys are not included with this lock. See page 17 to order keys.

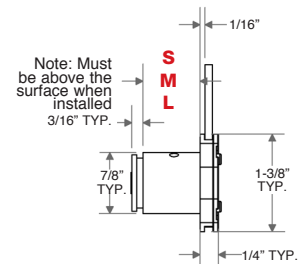


"Throw" (distance bolt travels from the locked to unlocked position) is 5/16". All dimensions shown are in the locked position.

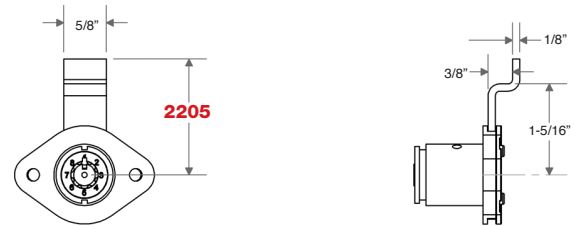
**D STRAIGHT BOLT**



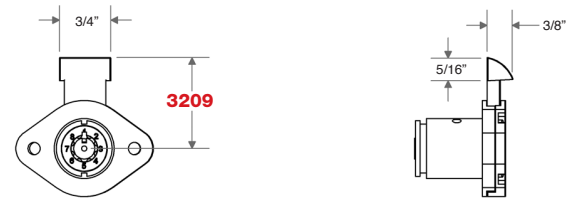
**C HOUSING LENGTH**



**D 3/8" OFFSET BOLT**



**D DIECAST SPRING BOLT (3/16" bolt engagement recommended)**



**D INVERTED SLIDING SPRING BOLT**

